








W/C: 13/07/2020 Learning Project – Lockdown 2020

Age Range: Year 1

This week's learning project focuses on lockdown coming to an end and children preparing to return to school.

	<p>Talk to your child about the best memory they have of lockdown. Ask them why? What have they enjoyed about it? Write a recount of your experience using first, then, next, after that to sequence it.</p>
	<p>Talk to your child about what they have learned to do during lockdown. Was it easy? Did it take a long time to learn it? Ask them what they would like to learn next. Draw a picture of what you would like to learn and write a brief description.</p>
	<p>Make a time capsule to bury in the garden for someone to find in the future that will tell them about what it was like during lockdown. You could include newspaper clippings, pictures or a drawing of yourself and your family.</p>
	<p>Talk to your child about how they have felt during lockdown. Encourage them to talk about something that has made them happy and something that made them sad. Encourage them to write this down. They could add it to their time capsule if they want to.</p>
	<p>Now that Lockdown is easing and we are looking forward to returning to school in September it's time to celebrate. It's time for a party! Tell your child that they are going to become party planners. They can plan a party for a person of their choice. Ask them to write a guest list for the party, design an invitation and make a list of things that they will need (e.g. banners and balloons). They could even choose songs to play and write a shopping list for the buffet.</p>
<p>General activities</p>	<p>Read a book on Bug club Complete activities on Mymaths Practise the Phonics sound your child is working on. Play a Phonics game on Phonics Play Practise counting in 2's, 5's and 10's Practise writing your numbers to 100</p>